

BLACK BINOPTIC MIX

electronic mixer

Ref. 388MCHB

Mains supply, H. 170mm

2025 UK public price excluding VAT:





DESCRIPTION

BLACK BINOPTIC MIX electronic mixer - Ref. 388MCHB




Deck-mounted matte black electronic basin mixer:
 Independent IP65 electronic unit.
 230/12V mains supply with transformer.
 Flow rate pre-set at 3 lpm at 3 bar, can be adjusted from 1.4 - 6 lpm.
 Scale-resistant flow straightener.
 Adjustable duty flush (pre-set at 60 seconds every 24 hours after the last use).
 Optimised active infrared presence detection at the end of the spout.
 Body in chrome-plated brass.
 Matte black chrome finish.
 Fixings reinforced by 2 stainless steel rods.
 PEX flexibles with filters and M3/8" solenoid valves.
 Anti-blocking security.
 Spout with smooth interior and low water volume (reduces niches where bacteria can develop).
 Side temperature control lever with long lever and adjustable maximum temperature limiter.
 Drop height: 170mm, for semi-recessed basins.
 Suitable for people with reduced mobility.
 30-year warranty.

TECHNICAL CHARACTERISTICS

BLACK BINOPTIC MIX electronic mixer - Ref. 388MCHB

Supply	Mains supply 230/12V
Connector	M3/8"
Technology	Electronic
Drop height	170mm
Spout length	175mm
Flow rate	3 lpm
Finish	Matte black chrome
Norms	ACS  
Warranty	

ADVANTAGES

-  90% water savings
-  Hygiene: no manual contact
-  LED diagnostic aids

