

# Wall-mounted twin hole mixer - 60 lpm

Ref. 5645T2

Swivelling under spout L. 200mm

2025 UK public price excluding VAT:



## DESCRIPTION

Wall-mounted twin hole mixer - 60 lpm - Ref. 5645T2

Wall-mounted twin hole mixer with swivelling, tubular under spout Ø 22mm L. 200mm with star-shaped brass flow straightener.  
 Water-free, guided valve heads with reinforced mechanisms.  
 Shock-resistant, ergonomic ball levers.  
 Flow rate 60 lpm at 3 bar achieved within 90°.  
 Full flow rate 90 lpm at 3 bar.  
 Spout with smooth interior.  
 One-piece body and spout made from chrome-plated brass.  
 M1/2" M3/4" offset connectors supplied with escutcheons.  
 Suitable for disposal sinks.  
 30-year warranty.

## ADVANTAGES



Flow rate 60 lpm within first 90°






One-piece body and spout in chrome-plated brass



Helps create clear work surfaces

## TECHNICAL CHARACTERISTICS

Wall-mounted twin hole mixer - 60 lpm - Ref. 5645T2

Connector	M1/2"
Spout length	200mm
Flow rate	60 lpm
Width to the wall	57mm
Finish	Chrome-plated brass
Norms	ACS  
Warranty	
Repairability	