

TEMPOMATIC Connect control plate for WCs

Ref. 465006

Recessed dual control electronic battery operated valve - For WCs



DESCRIPTION





TEMPOMATIC Connect control plate for WCs - Ref. 465006

TEMPOMATIC Connect recessed electronic valve for direct flush, kit 2/2: Flush system without cistern: directly connected to pipework. Battery-operated with CR123 6V Lithium batteries. Satin finish stainless steel wall plate 186 x 186mm. Mechanical fixing of the control plates. TEMPOMATIC F $\frac{3}{4}$ " flush valve is compatible with sea water, rain water and grey water. Powerful presence detection thanks to double sensor technology (telemetric and infrared). Detection delay is 10 seconds. Two modes of operation:

- Contactless by waving the hand in front of the sensor,
- Automatic flush is activated after each user to ensure optimum hygiene.

"Intelligent" automatic rinsing: flush volume adapts according to use - 3L "short" usage, 6L "long" usage - (can be adjusted). Hygienic duty flush every 24 hours (can be adjusted to 12 hours or OFF) after the last use or at a set time. Bluetooth® technology connects to the DELABIE Connect app or presence detection distance can be automatically adjusted via a concealed button. Supply diameter: minimum Ø 20mm interior at all points (including connectors). Base flow rate: 1L/sec at 1 bar dynamic pressure. Suitable for rimless WC pans and suitable for people with reduced mobility. 30-year warranty. Order with frame system references 564060 or 564065, or with recessed housing 464PBOX.

ADVANTAGES

-  Total hygiene: no manual contact
-  Cistern-less flush: no water stagnation
-  Voluntary or automatic operation
-  Easy to configure & monitor operation

TECHNICAL CHARACTERISTICS

TEMPOMATIC Connect control plate for WCs - Ref. 465006

Supply	6V batteries
Connector	F3/4"
Technology	Electronic
Length	186mm
Width	186mm
Finish	Brushed stainless steel
Warranty	

