

# Be-line® corner grab bar with sliding vertical rail

Ref. 511949BK

Matte black powder-coated aluminium

## DESCRIPTION

**Be-line® corner grab bar with sliding vertical rail - Ref. 511949BK**

Be-line® corner grab bar with sliding vertical rail Ø 35mm.  
 Use as a grab bar and to support the user in an upright position for people with reduced mobility.  
 Helps and secures entry and movement in the shower.  
 Use as a shower rail by adding a sliding shower head holder and/or soap dish.  
 Upright position can be adjusted during installation: can be moved to the left or the right in order to adapt the space (positioning of shower, depth of shower seat...).

Aluminium tube thickness 3mm. Solid aluminium fixing points.  
 Rounded profile Ø 35mm with ergonomic flat front face that prevents rotation for an optimal grip.

Matte black powder-coated aluminium finish provides a good visual contrast with light-coloured walls.  
 Uniform surface for easy maintenance and hygiene.  
 38mm gap between the bar and the wall: minimal space prevents the forearm passing between the bar and the wall, reducing the risk of fracture in case of loss of balance.  
 Concealed fixings.  
 Supplied with stainless steel screws Ø 8 x 70mm for concrete walls.  
 Dimensions: 1130 x 695 x 695mm.  
 Tested to over 200kg. Maximum recommended user weight: 135kg.  
 Grab bar with 30-year warranty. CE marked.





## TECHNICAL CHARACTERISTICS

**Be-line® corner grab bar with sliding vertical rail - Ref. 511949BK**

Height	1,130mm
Length	695mm
Width	695mm
Diameter	Ø 35mm
Width to the wall	38mm
Thickness	3mm
Finish	Matte black powder-coated aluminium
Norms	
Warranty	
Repairability	



## ADVANTAGES

-  Innovative design suitable for all users
-  Upright position can be adjusted
-  Comfort: ergonomic anti-rotation surface
-  Tested to over 200kg

