

# BINOPTIC MIX 2 electronic basin mixer

Ref. 47500615

Batteries, deck-mounted, stopcocks, H. 250mm




## DESCRIPTION

**BINOPTIC MIX 2 electronic basin mixer - Ref. 47500615**





Deck-mounted satin electronic basin mixer:  
 Operated by CR123 Lithium 6V batteries.  
 Reduced stagnation solenoid valve and electronic unit integrated into the body of the mixer.  
 Flow rate pre-set at 3 lpm at 3 bar, can be adjusted from 1.4 to 6 lpm.  
 Scale-resistant aerator.  
 Adjustable duty flush (~60 seconds every 24 hours after the last use).  
 Stainless steel mixer, 250mm high for countertop basins.  
 Presence detection sensor at the end of the spout optimises detection.  
 PEX flexibles with stopcocks, filters, non-return valves and Ø 15mm conical inlets.  
 Fixing reinforced by 2 stainless steel rods.  
 Anti-blocking security.  
 Smooth interior spout with low water volume (limits bacterial niches).  
 Side temperature control with adjustable maximum temperature limiter.  
 Set detection distance, duty flush and launch thermal shocks manually.  
 Suitable for people with reduced mobility.  
 30-year warranty.

## TECHNICAL CHARACTERISTICS

**BINOPTIC MIX 2 electronic basin mixer - Ref. 47500615**

Supply	6V batteries
Connector	M½" Ø 15mm
Technology	Electronic
Drop height	250mm
Flow rate	3 lpm
Finish	Satin
Warranty	

## ADVANTAGES

-  Exceptional water savings: 90%
-  Hygiene: no manual contact
-  Anti-bacterial proliferation duty flush
-  LED diagnostic aids

