

BINOPTIC 2 electronic tap

Ref. 37501015

Mains, deck-mounted, stopcock, H. 250mm


DESCRIPTION

BINOPTIC 2 electronic tap - Ref. 37501015

Deck-mounted chrome-plated electronic basin tap:
 230/6V mains supply.
 Reduced stagnation solenoid valve and electronic unit integrated into the body of the tap.
 Flow rate pre-set at 3 lpm at 3 bar, can be adjusted from 1.4 to 6 lpm.
 Scale-resistant aerator.
 Adjustable duty flush (~60 seconds every 24 hours after the last use).
 Stainless steel tap, 250mm high for countertop basins.
 Presence detection sensor at the end of the spout optimises detection.
 PEX flexible with stopcock, filter and Ø 15mm conical inlet.
 Fixing reinforced by 2 stainless steel rods.
 Anti-blocking security.
 Smooth spout interior with low water volume (reduces bacterial development).
 Set detection distance, duty flush and launch thermal shocks manually.
 Suitable for people with reduced mobility.
 30-year warranty.





TECHNICAL CHARACTERISTICS

BINOPTIC 2 electronic tap - Ref. 37501015

| | |
|-------------|---|
| Supply | 230/6V mains supply |
| Connector | M½" Ø 15mm |
| Technology | Electronic |
| Drop height | 250mm |
| Flow rate | 3 lpm |
| Finish | Chrome-plated |
| Warranty |  |



ADVANTAGES

-  Exceptional water savings: 90%
-  Hygiene: no manual contact
-  Anti-bacterial proliferation duty flush
-  LED diagnostic aids

