

# BINOPTIC MIX 2 electronic basin mixer

Ref. 475130

Mains, deck-mounted, stopcocks, H. 250mm




## DESCRIPTION

**BINOPTIC MIX 2 electronic basin mixer - Ref. 475130**





Deck-mounted chrome-plated matte black electronic basin mixer: 230/6V mains supply.  
 Reduced stagnation solenoid valve and electronic unit integrated into the body of the mixer.  
 Flow rate pre-set at 3 lpm at 3 bar, can be adjusted from 1.4 to 6 lpm. Scale-resistant aerator.  
 Adjustable duty flush (~60 seconds every 24 hours after the last use).  
 Stainless steel mixer, 250mm high for countertop basins.  
 Presence detection sensor at the end of the spout optimises detection.  
 PEX flexibles F3/8" with filters and non-return valves  
 Fixing reinforced by 2 stainless steel rods.  
 Anti-blocking security.  
 Smooth interior spout with low water volume (limits bacterial niches).  
 Side temperature control with adjustable maximum temperature limiter.  
 Set detection distance, duty flush and launch thermal shocks manually.  
 Suitable for people with reduced mobility.  
 30-year warranty.

## TECHNICAL CHARACTERISTICS

**BINOPTIC MIX 2 electronic basin mixer - Ref. 475130**

Supply	230/6V mains supply
Connector	M3/8"
Technology	Electronic
Drop height	250mm
Flow rate	3 lpm
Finish	Chrome-plated matte black
Norms	ACS
Warranty	

## ADVANTAGES

-  Exceptional water savings: 90%
-  Hygiene: no manual contact
-  Anti-bacterial proliferation duty flush
-  LED diagnostic aids

