

# BINOPTIC MIX 2 electronic basin mixer

Ref. 474116

Mains, deck-mounted, H. 170mm



## DESCRIPTION

**BINOPTIC MIX 2 electronic basin mixer - Ref. 474116**





Deck-mounted chrome-plated electronic basin mixer:  
 Operated by CR123 6V Lithium batteries.  
 Reduced stagnation solenoid valve and electronic unit integrated into the body of the mixer.  
 Flow rate pre-set at 3 lpm at 3 bar, can be adjusted from 1.4 to 6 lpm.  
 Scale-resistant aerator.  
 Adjustable duty flush (~60 seconds every 24 hours after the last use).  
 Stainless steel mixer, 170mm high for semi-recessed basins.  
 Sensor at the end of the spout optimises detection.  
 PEX flexibles F3/8" with filters and non-return valves  
 Fixing reinforced by 2 stainless steel rods.  
 Anti-blocking security.  
 Spout with smooth interior and low water volume (reduces niches where bacteria can develop).  
 Side temperature control with adjustable maximum temperature limiter.  
 Set presence detection range, duty flush and launch thermal shocks manually.  
 30-year warranty.

## TECHNICAL CHARACTERISTICS

**BINOPTIC MIX 2 electronic basin mixer - Ref. 474116**

Supply	6V batteries
Connector	M3/8"
Technology	Electronic
Drop height	170mm
Flow rate	3 lpm
Finish	Chrome-plated
Norms	<b>ACS</b>
Warranty	<b>30 YEAR WARRANTY</b>

## ADVANTAGES

-  Exceptional water savings: 90%
-  Hygiene: no manual contact
-  Anti-bacterial proliferation duty flush
-  LED diagnostic aids

