

# BINOPTIC MIX 2 electronic basin mixer

Ref. 473136

Batteries, deck-mounted, H. 100mm







## DESCRIPTION

**BINOPTIC MIX 2 electronic basin mixer - Ref. 473136**

Deck-mounted matte black electronic basin mixer:  
 Operated by CR123 6V Lithium batteries.  
 Reduced stagnation solenoid valve and electronic unit integrated into the body of the mixer.  
 Flow rate pre-set at 3 lpm at 3 bar, can be adjusted from 1.4 to 6 lpm.  
 Scale-resistant aerator.  
 Adjustable duty flush (~60 seconds every 24 hours after the last use).  
 Stainless steel mixer, 100mm high for inset basins.  
 Sensor at the end of the spout optimises detection.  
 PEX flexibles F3/8" with filters and non-return valves  
 Fixing reinforced by 2 stainless steel rods.  
 Anti-blocking security.  
 Smooth interior spout with low water volume (limits bacterial niches).  
 Side temperature control with adjustable maximum temperature limiter.  
 Set detection distance, duty flush and launch thermal shocks manually.  
 Suitable for people with reduced mobility.  
 30-year warranty.

## ADVANTAGES

-  Exceptional water savings: 90%
-  Hygiene: no manual contact
-  Anti-bacterial proliferation duty flush
-  LED diagnostic aids

## TECHNICAL CHARACTERISTICS

**BINOPTIC MIX 2 electronic basin mixer - Ref. 473136**

Supply	6V batteries
Connector	M3/8"
Technology	Electronic
Drop height	100mm
Flow rate	3 lpm
Finish	Chrome-plated matte black
Norms	<b>ACS</b>
Warranty	