

BINOPTIC MIX 2 electronic basin mixer

Ref. 473106

Batteries, deck-mounted, H. 100mm







DESCRIPTION

BINOPTIC MIX 2 electronic basin mixer - Ref. 473106

Deck-mounted satin electronic basin mixer:
 Operated by CR123 6V Lithium batteries.
 Reduced stagnation solenoid valve and electronic unit integrated into the body of the mixer.
 Flow rate pre-set at 3 lpm at 3 bar, can be adjusted from 1.4 to 6 lpm.
 Scale-resistant aerator.
 Adjustable duty flush (~60 seconds every 24 hours after the last use).
 Stainless steel mixer, 100mm high for inset basins.
 Presence detection, sensor at the end of the spout optimises detection.
 PEX flexibles F3/8" with filters and non-return valves
 Fixing reinforced by 2 stainless steel rods.
 Anti-blocking security.
 Smooth interior spout with low water volume (limits bacterial niches).
 Side temperature control with adjustable maximum temperature limiter.
 Set detection distance, duty flush and launch thermal shocks manually.
 Suitable for people with reduced mobility.
 30-year warranty.

ADVANTAGES

-  Exceptional water savings: 90%
-  Hygiene: no manual contact
-  Anti-bacterial proliferation duty flush
-  LED diagnostic aids

TECHNICAL CHARACTERISTICS

BINOPTIC MIX 2 electronic basin mixer - Ref. 473106

Supply	6V batteries
Connector	M3/8"
Technology	Electronic
Drop height	100mm
Flow rate	3 lpm
Finish	Satin
Norms	ACS
Warranty	