

BINOPTIC 2 electronic tap

Ref. 381110

Mains, cross wall 190mm, L. 140mm







DESCRIPTION

BINOPTIC 2 electronic tap - Ref. 381110

Cross wall chrome-plated electronic basin tap:
 230/6V mains supply.
 Reduced-stagnation solenoid valve and electronic unit are integrated into the body of the tap.
 Flow rate pre-set at 3 lpm at 3 bar, can be adjusted from 1.4 - 6 lpm.
 Scale-resistant aerator.
 Adjustable duty flush (pre-set flush ~60 seconds every 24 hours after last use).
 Wall-mounted stainless steel tap.
 Active, infrared presence detection, sensor at the end of the spout optimises detection.
 Anti-blocking security.
 Spout with smooth interior and low water volume (reduces bacterial development).
 Set duty flush and launch thermal shocks manually.
 Suitable for people with reduced mobility.
 30-year warranty.

ADVANTAGES

-  Total hygiene: no manual contact
-  90% water savings
-  Anti-bacterial proliferation duty flush
-  Sleek design

TECHNICAL CHARACTERISTICS

BINOPTIC 2 electronic tap - Ref. 381110

Supply	230/6V mains supply
Connector	M $\frac{1}{2}$ "
Technology	Electronic
Spout length	140mm
Flow rate	3 lpm
Finish	Chrome-plated
Norms	ACS
Warranty	