

## BINOPTIC 2 electronic tap

Ref. 375136

Batteries, deck-mounted, H. 250mm

### DESCRIPTION

**BINOPTIC 2 electronic tap - Ref. 375136**

Deck-mounted chrome-plated matte black electronic basin tap:  
 Operated by CR123 Lithium 6V batteries.  
 Reduced stagnation solenoid valve and electronic unit integrated into the body of the tap.  
 Flow rate pre-set at 3 lpm at 3 bar, can be adjusted from 1.4 to 6 lpm.  
 Scale-resistant aerator.  
 Adjustable duty flush (~60 seconds every 24 hours after the last use).  
 Stainless steel tap, 250mm high for countertop basins.  
 Presence detection sensor at the end of the spout optimises detection.  
 PEX flexible with filter.  
 Fixing reinforced by 2 stainless steel rods.  
 Anti-blocking security.  
 Smooth spout interior with low water volume (reduces bacterial development).  
 Set detection distance, duty flush, launch thermal shocks manually.  
 Suitable for people with reduced mobility.  
 30-year warranty.





### TECHNICAL CHARACTERISTICS

**BINOPTIC 2 electronic tap - Ref. 375136**

Supply	6V batteries
Connector	M3/8"
Technology	Electronic
Drop height	250mm
Flow rate	3 lpm
Finish	Chrome-plated matte black
Norms	<b>ACS</b>
Warranty	<b>30 YEAR WARRANTY</b>



### ADVANTAGES

-  Exceptional water savings: 90%
-  Hygiene: no manual contact
-  Anti-bacterial proliferation duty flush
-  LED diagnostic aid

