

BINOPTIC 2 electronic tap

Ref. 374116

Batteries, deck-mounted, H. 170mm




DESCRIPTION

BINOPTIC 2 electronic tap - Ref. 374116





Deck-mounted chrome-plated electronic basin tap:
 Operated by CR123 Lithium 6V batteries.
 Reduced stagnation solenoid valve and electronic unit integrated into the body of the tap.
 Flow rate pre-set at 3 lpm at 3 bar, can be adjusted from 1.4 to 6 lpm.
 Scale-resistant aerator.
 Adjustable duty flush (~60 seconds every 24 hours after the last use).
 Stainless steel tap, 170mm high for semi-recessed basins.
 Sensor at the end of the spout optimises detection.
 PEX flexible with filter.
 Fixing reinforced by 2 stainless steel rods.
 Anti-blocking security.
 Spout with smooth interior and low water volume (reduces niches where bacteria can develop).
 Set presence detection range, duty flush and launch thermal shocks manually.
 Suitable for people with reduced mobility.
 30-year warranty.

TECHNICAL CHARACTERISTICS

BINOPTIC 2 electronic tap - Ref. 374116

Supply	6V batteries
Connector	M3/8"
Technology	Electronic
Drop height	170mm
Flow rate	3 lpm
Finish	Chrome-plated
Norms	ACS
Warranty	

ADVANTAGES

-  Exceptional water savings: 90%
-  Hygiene: no manual contact
-  Anti-bacterial proliferation duty flush
-  LED diagnostic aids

