

BINOPTIC 2 electronic tap

Ref. 382010

Mains, cross wall 190mm, stopcock, L. 220mm



DESCRIPTION

BINOPTIC 2 electronic tap - Ref. 382010





Cross wall chrome-plated electronic basin tap:
 230/6V mains supply.
 Reduced-stagnation solenoid valve and electronic unit are integrated into the body of the tap.
 Flow rate pre-set at 3 lpm at 3 bar, can be adjusted from 1.4 - 6 lpm.
 Scale-resistant aerator.
 Adjustable duty flush (pre-set flush ~60 seconds every 24 hours after last use).
 Wall-mounted stainless steel tap.
 Presence detection sensor at the end of the spout optimises detection.
 Anti-blocking security.
 Spout with smooth interior and low water volume (reduces bacterial development).
 Set detection distance, duty flush and launch thermal shocks manually.
 Suitable for people with reduced mobility.
 30-year warranty.

TECHNICAL CHARACTERISTICS

BINOPTIC 2 electronic tap - Ref. 382010

| | |
|--------------|-------------------------|
| Supply | 230/6V mains supply |
| Connector | M $\frac{1}{2}$ " |
| Technology | Electronic |
| Spout length | 220mm |
| Flow rate | 3 lpm |
| Finish | Chrome-plated |
| Norms | ACS |
| Warranty | 30 YEAR WARRANTY |

ADVANTAGES

-  Exceptional water savings: 90%
-  Hygiene: no manual contact
-  Anti-bacterial proliferation duty flush
-  LED diagnostic aids

