


# Self-supporting TEMPOFIX 3 frame system for WCs

Ref. 578405

For TEMPOFLUX 2 time flow valve - Outlet Ø 100mm



## DESCRIPTION

Self-supporting TEMPOFIX 3 frame system for WCs - Ref. 578405

Self-supporting frame system for wall-hung WCs, kit 1/2:

Black powder-coated steel frame:

- With large feet for fixing to load-bearing floors.
- Frame height can be adjusted from 0 - 200mm (with 1m mark).
- For semi-thick wall finishes from 30 to 60mm.
- Ø 32mm flush tube with Ø 55mm connection washer.
- Ø 100mm soil pipe and ABS collar with waterproof seal, with 2 settings positions.

Fitted with a TEMPOFLUX 2 time flow direct flush:

- Flush system without cistern: directly connected to pipework.
- Vacuum breaker.
- Integrated stopcock and flow rate/volume adjuster.
- Solid brass body and shock-resistant, scale-resistant mechanism.
- In-line inlet M $\frac{3}{4}$ ".
- Upstream supply pipes: minimum Ø 20mm required at all points (including connectors).
- Base flow rate: 1L/sec at 1 bar dynamic pressure.
- Compatible with rain water.



Delivered pre-mounted.

30-year warranty.

Order with control plate references 578222 or 578212.

## TECHNICAL CHARACTERISTICS

Self-supporting TEMPOFIX 3 frame system for WCs - Ref. 578405

|            |   |
|------------|---|
| Connector  | $\frac{3}{4}$ "   |
| Technology | Time flow   |
| Height     | 1000 to 1320mm  |
| Depth      | 157 - 177mm   |
| Width      | 350mm   |
| Diameter   | Ø 100mm outlet  |
| Finish     | Black powder-coated steel   |
| Norms      |  |
| Warranty   |  |

## ADVANTAGES



Quick and easy to install: delivered pre-mounted



Space-saving



Adapt to wall thickness



Install behind wall

