


## Self-supporting TEMPOFIX 3 frame system for WCs

Ref. 578305BE

For TEMPOFLUX 2 time flow valve - Outlet Ø 90mm



### DESCRIPTION

Self-supporting TEMPOFIX 3 frame system for WCs - Ref. 578305BE

Self-supporting frame system for wall-hung WCs, kit 1/2:

Black powder-coated steel frame:

- With large feet for fixing to load-bearing floors.
- Frame height can be adjusted from 0 - 200mm (with 1m mark).
- For wall finishes from 10 to 35mm.
- Ø 32mm flush tube with Ø 55mm connection washer.
- ABS soil pipe, Ø 90mm HDPE outlet with waterproof seal, with 2 setting positions.

Fitted with a TEMPOFLUX 2 time flow direct flush:

- Flush system without cistern: directly connected to pipework.
- Vacuum breaker.
- Integrated stopcock and flow rate/volume adjuster.
- Solid brass body and shock-resistant, scale-resistant mechanism.
- In-line inlet M $\frac{3}{4}$ ".
- Compatible with rain water.



Delivered pre-mounted.

30-year warranty.

Order with control plate references 578222, 578212 or 578230.

### TECHNICAL CHARACTERISTICS

Self-supporting TEMPOFIX 3 frame system for WCs - Ref. 578305BE

Connector	$\frac{3}{4}$ "
Technology	Time flow
Height	1000 to 1320mm
Depth	157 - 177mm
Width	350mm
Diameter	Ø 90mm outlet
Finish	Black powder-coated steel
Norms	
Warranty	

### ADVANTAGES



Quick and easy to install: delivered pre-mounted



Space-saving



Adapt to wall thickness



Install behind wall

