

Recessed waterproof housing for TEMPOMATIC WCs

Ref. 464PBOX

Battery-operated, Kit 1/2






DESCRIPTION

Recessed waterproof housing for TEMPOMATIC WCs - Ref. 464PBOX

Recessed waterproof housing, kit 1/2:
 Flush system without cistern: directly connected to pipework.
 Compatible with electronic WC valve.
 CR123 6V Lithium battery-operated.
 Collar with waterproof seal.
 Hydraulic connection to the outside and maintenance from the front.
 Adjusts to all types of installation (rails, solid walls, panels).
 Compatible with wall finishes from 10 - 120mm (while maintaining the minimum recessing depth of 93mm).
 Suitable for standard or "pipe-in-pipe" supply.
 Stopcock and flow rate adjustment, activation and electronic unit are all integrated and accessible from the front.
 Backflow prevention device inside the housing.
 Secure system flush without sensitive elements.
 Outlet connection for PVC tube Ø26/32mm.
 30-year warranty.
 Order with control-plate references 464006, 464056, 465006 or 465056.

TECHNICAL CHARACTERISTICS

Recessed waterproof housing for TEMPOMATIC WCs - Ref. 464PBOX

Connector	F $\frac{3}{4}$ "
Technology	Electronic and time flow
Height	150mm
Depth	93 to 190mm
Width	225mm
Norms	 
Warranty	

ADVANTAGES



Recessed installation is easy



100% waterproof housing



Adapt to wall thickness



Compatible with 6V Lithium batteries

