

## RAINY shower head

Ref. 708010

Rain-effect shower head for panels



### DESCRIPTION

**RAINY shower head - Ref. 708010**





Fixed shower head.  
 Flow rate 6 lpm at 3 bar.  
 A higher flow rate can be achieved: remove flow rate regulator.  
 Scale-resistant head with nozzles, ligature-resistant.  
 Soft rain-effect flow engulfs user.  
 Chrome-plated metal.  
 Easy installation system: install the connection in the wall and then clip the shower head to it.  
 Inlet M $\frac{1}{2}$ ".  
 Shower head for panels 15mm thick maximum.  
 30-year warranty.

### TECHNICAL CHARACTERISTICS

**RAINY shower head - Ref. 708010**

Connector	$\frac{1}{2}$ "
Depth	32mm + 80mm
Flow rate	6 lpm
Diameter	Ø 50mm
Finish	Chrome-plated metal
Norms	 ACS
Warranty	

### ADVANTAGES

-  80% water savings
-  Comfortable rain-effect flow engulfs user
-  Easy to install: clip on
-  Design-led: sleek and timeless

