

TEMPOMATIC 5 electronic tap

Ref. 449100

Mains supply - recessed unit








DESCRIPTION

TEMPOMATIC 5 electronic tap - Ref. 449100

Deck-mounted electronic basin tap:
 230/6V recessed mains supply.
 Reduced-stagnation solenoid valve and electronic unit integrated into the body of the tap.
 Flow rate pre-set at 3 lpm at 3 bar, can be adjusted from 1.4 to 6 lpm.
 Scale-resistant flow straightener.
 Duty flush (~60 seconds every 24 hours after last use).
 Active, infrared presence detection, sensor at the end of the spout optimises detection.
 Chrome-plated metal body.
 PEX flexible F3/8" with filters.
 Fixing reinforced by two stainless steel rods.
 Anti-blocking security.
 Suitable for people with reduced mobility.
 30-year warranty.

TECHNICAL CHARACTERISTICS

TEMPOMATIC 5 electronic tap - Ref. 449100

Supply	230/6V mains supply
Connector	F3/8"
Technology	Electronic
Drop height	74mm
Spout length	105mm
Flow rate	3 lpm
Finish	Chrome-plated metal
Norms	   
Warranty	

ADVANTAGES



Exceptional water savings: 90%



Hygiene: no manual contact



Integrated electronics and solenoid valve



Recessed mains supply

