

Mechanical mixer for sinks or troughs

Ref. 2564T4

High swivelling spout H. 300mm L. 250mm

DESCRIPTION

Mechanical mixer for sinks or troughs - Ref. 2564T4

Deck-mounted mechanical sink mixer.
 Single hole, single control mixer with swivelling spout H. 305mm L. 220mm.
 Tall mixer with hygienic flow straightener suitable for fitting a BIOFIL terminal filter.
 Ø 35mm classic ceramic cartridge with pre-set maximum temperature limiter.
 Body and spout with smooth interiors (reduced bacterial development).
 Thermal shocks are easy to undertake without removing the control lever or shutting off the cold water supply.
 Flow rate limited to 9 lpm at 3 bar.
 Chrome-plated brass body and spout.
 Hygiene control lever L. 185mm requires no manual contact.
 PEX flexibles F3/8".
 Fixings reinforced by 2 stainless steel rods and back-nuts.
 Mechanical mixer ideal for people with healthcare facilities, retirement and care homes, hospitals and clinics.
 Single hole mixer suitable for people with reduced mobility.
 Mixer with 30-year warranty.





TECHNICAL CHARACTERISTICS

Mechanical mixer for sinks or troughs - Ref. 2564T4

Connector	F3/8"
Height	462mm
Drop height	305mm
Spout length	220mm
Flow rate	9 lpm at 3 bar
Temperature limiter	Yes
Finish	Chrome-plated brass
Norms	ACS WRAS
Warranty	30 YEAR WARRANTY
Repairability	50 YEARS REPAIRABILITY



ADVANTAGES

-  Hygiene: smooth interiors reduce bacteria
-  Thermal shock without removing the control lever
-  Pre-set maximum temperature limiter
-  No manual contact thanks to Hygiene control lever

