

## TEMPOMATIC 4 electronic tap

Ref. 443436

Integrated batteries



### DESCRIPTION

TEMPOMATIC 4 electronic tap - Ref. 443436

Wall-mounted electronic basin tap:  
 Battery-operated with integrated 123 6V Lithium batteries.  
 Reduced-stagnation solenoid valve and electronic unit integrated into the body of the tap.  
 Flow rate pre-set at 3 lpm at 3 bar, can be adjusted from 1.4 - 6 lpm.  
 Scale-resistant flow straightener.  
 Duty flush (~60 seconds every 24 hours after last use).  
 Presence detection sensor at the end of the spout optimises detection.  
 Chrome-plated stainless steel body L. 130mm.  
 Cap fixed in place by 2 concealed screws.  
 Anti-blocking security.  
 Stopcock.  
 Wall-mounted.  
 Suitable for people with reduced mobility.  
 30-year warranty.

### ADVANTAGES



Exceptional water savings: 90%



Hygiene: no manual contact






Batteries integrated into the body of the tap



Replace batteries without removing tap

### TECHNICAL CHARACTERISTICS

TEMPOMATIC 4 electronic tap - Ref. 443436

Supply	6V batteries
Connector	M1/2"
Technology	Electronic
Spout length	130mm
Flow rate	3 lpm
Norms	 
Warranty	
Repairability	