

# BLACK BINOPTIC MIX

## electronic mixer

Ref. 488MCHB

Battery-operated, H. 170mm






### DESCRIPTION

**BLACK BINOPTIC MIX electronic mixer - Ref. 488MCHB**

Deck-mounted matte black electronic basin mixer:  
 Independent IP65 electronic control unit.  
 123 6V Lithium batteries.  
 Flow rate pre-set at 3 lpm at 3 bar, can be adjusted from 1.4 - 6 lpm.  
 Scale-resistant flow straightener.  
 Adjustable duty flush (pre-set flush 60 seconds every 24 hours after last use).  
 Active, infrared presence detection, sensor at the end of the spout optimises detection.  
 Chrome-plated brass body.  
 Matte black chrome finish.  
 PEX flexibles with filters and solenoid valves M $\frac{3}{8}$ ".  
 Fixing reinforced by 2 stainless steel rods.  
 Anti-blocking security.  
 Spout with smooth interior and low water volume (reduces bacterial development).  
 Side temperature control with adjustable maximum temperature and long lever.  
 Drop height 170mm for semi-recessed washbasins.  
 Suitable for people with reduced mobility.  
 30-year warranty.

### ADVANTAGES

-  Exceptional water savings: 90%
-  Hygiene: no manual contact
-  LED diagnostic aid

### TECHNICAL CHARACTERISTICS

**BLACK BINOPTIC MIX electronic mixer - Ref. 488MCHB**

Supply	6V batteries
Connector	M3/8"
Technology	Electronic
Drop height	170mm
Spout length	175mm
Flow rate	3 lpm
Finish	Matte black chrome
Norms	ACS 
Warranty	

