

# BLACK BINOPTIC MIX

## electronic mixer

Ref. 379MCHB

Mains supply, L. 230mm



### DESCRIPTION

**BLACK BINOPTIC MIX electronic mixer - Ref. 379MCHB**





Cross wall matte black electronic basin mixer:  
 Independent IP65 electronic control unit.  
 230/12V mains supply with transformer.  
 Flow rate pre-set at 3 lpm at 3 bar, can be adjusted from 1.4 to 6 lpm.  
 Scale-resistant flow straightener.  
 Adjustable duty flush (pre-set flush ~60 seconds every 24 hours after last use).  
 Active, infrared presence detection, sensor at the end of the spout optimises detection.  
 Filters and solenoid valves M3/8".  
 Chrome-plated brass body.  
 Matte black chrome finish.  
 Cross wall installation ≤110mm  
 Cable for sensor, flexibles and mounting all pass through the same hole.  
 Anti-blocking safety.  
 Spout with smooth interior and low volume of water (reduces bacterial niches).  
 Side temperature control with standard lever and adjustable maximum temperature limiter.  
 Suitable for people with reduced mobility.  
 30-year warranty.

### TECHNICAL CHARACTERISTICS

**BLACK BINOPTIC MIX electronic mixer - Ref. 379MCHB**

Supply	Mains supply 230/12V
Connector	M3/8"
Technology	Electronic
Spout length	230mm
Flow rate	3 lpm
Finish	Matte black chrome
Norms	ACS CE WWRAS
Warranty	30 YEAR WARRANTY

### ADVANTAGES

-  Exceptional water savings: 90%
-  Hygiene: no manual contact
-  LED diagnostic aids
-  Mains supply

