

## Deck-mounted single hole mixer - 60 lpm

Ref. 5650T3

Swivelling spout H. 355mm L. 300mm




### DESCRIPTION

Deck-mounted single hole mixer - 60 lpm - Ref. 5650T3

Deck-mounted single hole catering mixer.  
Swivelling tubular spout H. 355mm L. 300mm with hygienic flow straightener.  
Ceramic cartridge Ø 45mm.  
Flow rate 60 lpm at 3 bar.  
Spout with smooth interior.  
Slimline control lever.  
Chrome-plated brass body and spout.  
Soldered copper pipe water inlets.  
Reinforced fixing.  
30-year warranty.

### TECHNICAL CHARACTERISTICS

Deck-mounted single hole mixer - 60 lpm - Ref. 5650T3

Connector	Copper tails
Drop height	355mm
Spout length	300mm
Flow rate	60 lpm
Finish	Chrome-plated brass
Norms	ACS 
Warranty	
Repairability	



### ADVANTAGES



Rapid fill: flow rate 60 lpm at 3 bar



Body and spout suitable for professional use



Hygiene: spout with smooth interior



Reinforced fixing

