

# Deck-mounted single hole mixer - 60 lpm

Ref. 5650T2

Swivelling spout H. 255mm L. 200mm




## DESCRIPTION

Deck-mounted single hole mixer - 60 lpm - Ref. 5650T2

Deck-mounted single hole catering mixer.  
 Swivelling tubular spout H. 255mm L. 200mm with hygienic flow straightener.  
 Ceramic cartridge Ø 45mm.  
 Flow rate 60 lpm at 3 bar.  
 Spout with smooth interior.  
 Slimline control lever.  
 Chrome-plated brass body and spout.  
 Soldered copper pipe water inlets.  
 Reinforced fixing.  
 30-year warranty.

## TECHNICAL CHARACTERISTICS

Deck-mounted single hole mixer - 60 lpm - Ref. 5650T2

Connector	Copper tails
Drop height	255mm
Spout length	200mm
Flow rate	60 lpm
Finish	Chrome-plated brass
Norms	ACS 
Warranty	
Repairability	



## ADVANTAGES



Rapid fill: flow rate 60 lpm at 3 bar



Body and spout suitable for intensive use



Hygiene: spout with smooth interior



Reinforced fixing

