

SPORTING 2 electronic shower panel

Ref. 714806

Electronic battery-operated, scale-resistant nozzle






DESCRIPTION

SPORTING 2 electronic shower panel - Ref. 714806

Electronic shower panel:
 Anodised aluminium and chrome-plated satin finish panel.
 Adjustable connector for top or back inlets.
 Slimline structure with concealed fixings.
 Battery-operated with CR123 6V Lithium batteries.
 Infrared presence detection. Shower starts when hand is moved towards the sensor (detection distance ~4cm).
 Shuts off voluntarily or automatically after ~60 seconds.
 Duty flush (~60 seconds every 24 hours after the last use).
 Flow rate 6 lpm at 3 bar.
 Tamperproof, scale-resistant fixed shower head with automatic flow rate regulation.
 Accessible filter.
 Integrated stopcock.
 M $\frac{1}{2}$ " connection for mixed water supply.
 Suitable for people with reduced mobility.
 30-year warranty.

TECHNICAL CHARACTERISTICS

SPORTING 2 electronic shower panel - Ref. 714806

Supply	CR123 6V Lithium batteries
Connector	M $\frac{1}{2}$ "
Technology	Electronic
Height	1015mm
Depth	21mm
Width	70mm
Flow rate	6 lpm
Finish	Aluminium
Norms	ACS  
Warranty	

ADVANTAGES



Total hygiene: no manual contact



Anti-bacterial proliferation duty flush



80% water savings



Accessible stopcock and filter

