

# SPORTING 2 electronic shower panel

Ref. 714806

Electronic battery-operated, rain-effect spray


## DESCRIPTION

**SPORTING 2 electronic shower panel - Ref. 714806**

Electronic shower panel:  
 Anodised aluminium and chrome-plated satin finish panel.  
 Adjustable connector for top or back inlets.  
 Slimline structure with concealed fixings.  
 Battery-operated with CR123 6V Lithium batteries.  
 Infrared presence detection. Shower starts when hand is moved towards the sensor (detection distance ~4cm).  
 Shuts off voluntarily or automatically after ~60 seconds.  
 Duty flush (~60 seconds every 24 hours after the last use).  
 Flow rate 6 lpm at 3 bar, rain-effect spray.  
 Tamperproof, fixed shower head with automatic flow rate regulation.  
 Accessible filter.  
 Integrated stopcock.  
 M $\frac{1}{2}$ " connection for mixed water supply.  
 Suitable for people with reduced mobility.  
 30-year warranty.





## TECHNICAL CHARACTERISTICS

**SPORTING 2 electronic shower panel - Ref. 714806**

Supply	CR123 6V Lithium batteries
Connector	M $\frac{1}{2}$ "
Technology	Electronic
Height	1,015mm
Depth	21mm
Width	70mm
Flow rate	6 lpm
Finish	Aluminium
Norms	ACS  WRAS
Warranty	



## ADVANTAGES

-  Total hygiene: no manual contact
-  Anti-bacterial proliferation duty flush
-  Exceptional water savings: 80%
-  Accessible stopcock and filter

