

TEMPOMATIC 4 electronic tap

Ref. 443516

Integrated batteries



DESCRIPTION

TEMPOMATIC 4 electronic tap - Ref. 443516

Wall-mounted electronic basin tap:
 Lithium 123 6V batteries integrated.
 Reduced-stagnation solenoid valve and electronic unit integrated into the body of the tap.
 Flow rate pre-set at 3 lpm at 3 bar, can be adjusted from 1.4 - 6 lpm.
 Scale-resistant flow straightener.
 Duty flush (~60 seconds every 24 hours after last use).
 Presence detection sensor at the end of the spout optimises presence detection.
 Chrome-plated stainless steel body, L. 190mm.
 Cap fixed in place by 2 concealed screws.
 Stopcock.
 For cross wall installation.
 Anti-blocking security.
 Suitable for people with reduced mobility.
 30-year warranty.

ADVANTAGES



Exceptional water savings: 90%



Hygiene: no manual contact








Integrated electronics



Replace batteries without removing tap

TECHNICAL CHARACTERISTICS

TEMPOMATIC 4 electronic tap - Ref. 443516

Supply	6V batteries
Connector	M1/2"
Technology	Electronic
Spout length	190mm
Flow rate	3 lpm
Norms	   
Warranty	
Repairability	