

TEMPOMATIC 4 electronic tap

Ref. 443416

Integrated batteries








DESCRIPTION

TEMPOMATIC 4 electronic tap - Ref. 443416





Wall-mounted electronic basin tap:
 Lithium 123 6V batteries integrated.
 Reduced-stagnation solenoid valve and electronic unit integrated into the body of the tap.
 Flow rate pre-set at 3 lpm at 3 bar, can be adjusted from 1.4 - 6 lpm.
 Scale-resistant flow straightener.
 Duty flush (~60 seconds every 24 hours after last use).
 Presence detection, sensor at the end of the spout optimises detection.
 Chrome-plated stainless steel body, L. 130mm.
 Cap fixed in place by 2 concealed screws.
 Stopcock.
 For cross wall installation.
 Anti-blocking security.
 Suitable for people with reduced mobility.
 30-year warranty.

TECHNICAL CHARACTERISTICS

TEMPOMATIC 4 electronic tap - Ref. 443416

Supply	6V batteries
Connector	M1/2"
Technology	Electronic
Spout length	130mm
Flow rate	3 lpm
Norms	ACS   
Warranty	
Repairability	

ADVANTAGES

-  Exceptional water savings: 90%
-  Hygiene: no manual contact
-  Integrated electronics
-  Replace batteries without removing tap

