

## SECURITHERM EP pressure-balancing basin mixer

Ref. 2445LEPS

Wall-mounted mixer with swivel spout L .200mm, Hygiene lever L. 150mm



### DESCRIPTION

**SECURITHERM EP pressure-balancing basin mixer - Ref. 2445LEPS**





Wall-mounted SECURITHERM pressure-balancing basin mixer. Wall-mounted mixer with flat, swivelling under spout L. 200mm with hygienic flow straightener suitable for fitting a BIOFIL point-of-use filter. Anti-scalding safety: HW flow rate is reduced if CW fails (and vice versa). Stable temperature regardless pressure and flow rate variations in the system. Securitouch thermal insulation prevents burns. Ø 40mm pressure-balancing ceramic cartridge with pre-set maximum temperature limiter. Body and spout with smooth interiors and low water volume (reduces bacterial niches). Flow rate regulated at 5 lpm at 3 bar. Chrome-plated brass body. Hygiene control lever L. 150mm. Mixer supplied with offset standard connectors M1/2" M3/4". Mechanical mixer ideal for healthcare facilities, retirement and care homes, hospitals and clinics. Mixer suitable for people with reduced mobility. 30-year warranty.

### TECHNICAL CHARACTERISTICS

**SECURITHERM EP pressure-balancing basin mixer - Ref. 2445LEPS**

Connector	M1/2"
Technology	SECURITHERM EP mixer, Securitouch
Spout length	200mm
Flow rate	5 lpm
Temperature limiter	Yes
Finish	Chrome-plated
Norms	
Warranty	
Repairability	

### ADVANTAGES

-  EP: HW flow reduced if CW fails
-  Securitouch thermal insulation prevents burns
-  EP: reduces pressure variations
-  Hygiene: smooth interior reduces bacteria

