

SECURITHERM EP pressure-balancing basin mixer

Ref. 2445EP

Wall-mounted mixer with swivel spout L .200mm, sculptured lever



DESCRIPTION

SECURITHERM EP pressure-balancing basin mixer - Ref. 2445EP

Wall-mounted SECURITHERM pressure-balancing basin mixer. Mechanical mixer with flat, swivelling under spout, L. 200mm with hygienic flow straightener.

Spout suitable for fitting a BIOFUL point-of-use filter.

Anti-scalding safety: HW flow is reduced if CW fails (and vice versa).

Stable temperature regardless of pressure and flow rate variations in the system.

Mixer with Securitouch thermal insulation prevents burns.

Ø 40mm pressure-balancing ceramic cartridge with pre-set maximum temperature limiter.

Body and spout with smooth interiors and low water volume.

Flow rate regulated at 5 lpm at 3 bar.

Chrome-plated brass body.

Sculptured control lever.

Mixer with 150mm centres supplied with offset STOP/CHECK connectors M1/2" M3/4" ideal for hospitals.

Filters and non-return valves.

Recommended installation height: 110 - 200mm above the basin surface.









Mechanical mixer ideal for healthcare facilities, retirement and care homes, hospitals and clinics.

Mixer suitable for people with reduced mobility.

Wall-mounted mixer with 30-year warranty.

TECHNICAL CHARACTERISTICS

SECURITHERM EP pressure-balancing basin mixer - Ref. 2445EP

Connector	M1/2"
Technology	SECURITHERM EP mixer, Securitouch
Spout length	200mm
Flow rate	5 lpm
Temperature limiter	Yes
Finish	Chrome-plated
Norms	ACS      
Warranty	
Repairability	

ADVANTAGES



Pressure-balancing: HW flow reduced if CW fails



Securitouch thermal insulation prevents burns



EP: reduces pressure variations



Hygiene: smooth interior reduces bacteria

