

BINOPTIC MIX electronic mixer

Ref. 388MCHLH15

Mains supply, Ø 15mm compression fittings

DESCRIPTION

BINOPTIC MIX electronic mixer - Ref. 388MCHLH15

Deck-mounted electronic basin mixer:
 Independant IP65 electronic unit.
 230/12V mains supply with transformer.
 Flow rate pre-set at 3 lpm at 3 bar, can be adjusted from 1.4 - 6 lpm.
 Scale-resistant flow straightener.
 Adjustable duty flush (pre-set at 60 seconds every 24 hours after the last use).
 Optimised active infrared presence detection at the end of the spout.
 Body in chrome-plated brass.
 PEX flexibles with filters and Ø 15mm compression fittings.
 Fixings reinforced by 2 stainless steel rods.
 Anti-blocking security.
 Spout with smooth interior and low water volume (reduces niches where bacteria can develop).
 Side temperature control lever with long lever and adjustable maximum temperature limiter.
 Drop height: 170mm, for semi-recessed basins.
 Suitable for people with reduced mobility.
 30-year warranty.





TECHNICAL CHARACTERISTICS

BINOPTIC MIX electronic mixer - Ref. 388MCHLH15

| | |
|--------------|---|
| Supply | 230/12V mains supply |
| Connector | M1/2" Ø 15mm |
| Technology | Electronic |
| Drop height | 170mm |
| Spout length | 175mm |
| Flow rate | 3 lpm |
| Norms |   |
| Warranty |  |



ADVANTAGES

-  Exceptional water savings: 90%
-  Hygiene: no manual contact
-  Anti-bacterial duty flush
-  LED diagnostic aid

