

## SECURITHERM EP pressure-balancing shower mixer

Ref. 2239EP

Wall-mounted single control mixer, sculptured lever







### DESCRIPTION

**SECURITHERM EP pressure-balancing shower mixer - Ref. 2239EP**







Wall-mounted single control mechanical mixer.  
 Ø 40mm ceramic cartridge with pressure-balancing and pre-set maximum temperature limiter.  
 Total anti-scalding safety: HW flow rate is reduced if CW supply fails (and vice versa).  
 Stable temperature regardless of pressure and flow rate variations in the system.  
 Flow rate regulated at 9 lpm.  
 Chrome-plated brass body and sculptured control lever.  
 M½" shower outlet with integrated non-return valve.  
 Mixer with offset STOP/CHECK wall connectors M½" M¾".  
 Filters and non-return valves.  
 Mechanical mixer with SECURITHERM pressure-balancing ideal for healthcare facilities, nursing homes, hospitals and clinics.  
 Shower mixer suitable for people with reduced mobility.  
 Mixer with 30-year warranty.

### ADVANTAGES

-  HW flow rate reduced if CW fails
-  Pressure-balancing: limits temperature variations
-  Ergonomic: sculptured lever is easy to grip
-  Water savings: flow rate regulated at 9 lpm

### TECHNICAL CHARACTERISTICS

**SECURITHERM EP pressure-balancing shower mixer - Ref. 2239EP**

Connector	M1/2"
Technology	SECURITHERM EP mechanical mixer
Width	175mm
Flow rate	9 lpm
Temperature limiter	Yes
Finish	Chrome-plated brass
Norms	    
Warranty	
Repairability	