


Be-line® L-shaped grab bar, matte white, H. 1,130mm

Ref. 511971W

Matte white powder-coated aluminium



DESCRIPTION

Be-line® L-shaped grab bar, matte white, H. 1,130mm - Ref. 511971W

Be-line® L-shaped grab bar for showers or baths for people with reduced mobility.

Helps the user stand and move safely in the shower or bath.

Use as a shower rail by adding a shower head holder and/or soap dish.

Can be installed with upright bar on the left or right.

Aluminium tube thickness 3mm. Solid aluminium fixing points.

Rounded profile Ø 35mm with ergonomic flat front face that prevents rotation for an optimal grip.

Matte white powder-coated aluminium provides a good visual contrast with dark walls.

Uniform surface for easy maintenance and hygiene.

38mm gap between the bar and the wall: minimal space prevents the forearm passing between the bar and the wall, reducing the risk of fracture in case of loss of balance.

Concealed fixings.

Supplied with stainless steel screws Ø 8 x 70mm for concrete walls.




Dimensions: 1,130 x 450mm.

Tested to over 200kg. Maximum recommended user weight: 135kg.

30-year warranty. CE marked.

TECHNICAL CHARACTERISTICS

Be-line® L-shaped grab bar, matte white, H. 1,130mm - Ref. 511971W

| | |
|-------------------|---|
| Height | 1,130mm |
| Length | 450mm |
| Diameter | Ø 35mm |
| Width to the wall | 38mm |
| Thickness | 3mm |
| Finish | Matte white epoxy coated aluminium |
| Norms |   |
| Warranty |  |
| Repairability |  |

ADVANTAGES



Innovative design suitable for all users



Comfort: ergonomic anti-rotation surface



Tested to over 200kg



38mm gap between bar and wall: space saving

