

# SECURITHERM dual control shower panel

Ref. 792334

Time flow thermostatic and mechanical dual control

## DESCRIPTION

**SECURITHERM dual control shower panel - Ref. 792334**

Dual control thermostatic shower panel:  
 Large model satin stainless steel shower panel for wall mounted, exposed installation.  
 With concealed inlet via flexibles, M $\frac{1}{2}$ ".  
 SECURITHERM thermostatic shower mixer.  
 Adjustable temperature control from cold water up to 38°C with 1st limiter set at 38°C and 2nd limiter set at 41°C.  
 Anti-scalding failsafe: automatic shut-off if cold water fails.  
 Anti-cold showers function: automatic shut-off if hot water fails.  
 Chrome-plated, tamperproof, scale-resistant, fixed, ROUND shower head with automatic flow rate regulation at 6 lpm at 3 bar.  
 Handset with removable flexible via push-fit rapid STOP connector, wall support supplied.  
 Time flow valve ~30 seconds with soft-touch operation to control the ROUND shower head  
 Non-time flow valve to control the handset with flexible hose.  
 Stopcocks.  
 Concealed fixings.  
 Filters and non-return valves.  
 Shower panel suitable for people with reduced mobility.  
 30-year warranty.





## TECHNICAL CHARACTERISTICS

**SECURITHERM dual control shower panel - Ref. 792334**

|                     |   |
|---------------------|---|
| Connector           | M $\frac{1}{2}$ "   |
| Technology          | Non-time flow and time flow   |
| Height              | 1,220mm   |
| Depth               | 100mm   |
| Width               | 250mm   |
| Flow rate           | 6 lpm   |
| Temperature limiter | Thermostatic  |
| Finish              | Stainless steel   |
| Norms               | ACS   |
| Warranty            |    |



## ADVANTAGES

-  Thermostatic temperature regulation
-  Immediate shut-off if cold water fails
-  Fixed or handheld shower head
-  Stainless steel body, brass controls

