

## REDO wall-mounted washbasin

Ref. 121710

Polished satin 304 stainless steel



### DESCRIPTION

REDO wall-mounted washbasin - Ref. 121710




Wall-mounted washbasin.  
 Basin internal diameter: 310mm.  
 Clean and simple design.  
 Bacteriostatic 304 stainless steel.  
 Polished satin finish.  
 Stainless steel thickness: 1.2mm.  
 Rounded edges prevent injury.  
 With central tap hole Ø 35mm.  
 Supplied with 1½" waste.  
 Without overflow.  
 Supplied with fixing elements.  
 CE marked. Complies with European standard EN 14688.  
 Weight: 3kg.  
 30-year warranty.  
 [Formerly ref: 0211710008]

### TECHNICAL CHARACTERISTICS

REDO wall-mounted washbasin - Ref. 121710

Height	150mm
Length	375mm
Width	430mm
Thickness	1.2mm
Finish	304 polished satin stainless steel
Norms	 
Warranty	

### ADVANTAGES

-  Bacteriostatic 304 stainless steel, smooth surface
-  Rounded edges prevent injury
-  Clean and simple design

