

Mechanical sink or trough mixer

Ref. 2870T3

Single hole, single control tall mixer with ceramic cartridge




DESCRIPTION

Mechanical sink or trough mixer - Ref. 2870T3

Deck-mounted mechanical sink mixer.
 Single hole, single control mixer with high, swivelling spout H. 320mm.
 Mixer supplied with 2 removable stainless steel spouts.
 Ø 35mm ceramic cartridge with pre-set maximum temperature limiter.
 Body and spout with smooth interiors (reduced bacterial development).
 Thermal shocks are possible without removing the control lever or shutting off the cold water.
 Flow rate limited to 9 lpm at 3 bar.
 Touch-free control via the Hygiene lever L. 185mm.
 Body and base in chrome plated brass.
 PEX flexibles F3/8".
 Fixing reinforced by 2 stainless steel rods.
 Mixer ideal for healthcare facilities, retirement and care homes, hospitals and clinics.
 Mixer suitable for people with reduced mobility.
 Mixer with 30-year warranty.





TECHNICAL CHARACTERISTICS

Mechanical sink or trough mixer - Ref. 2870T3

Connector	F3/8"
Technology	BIOCLIP mixer
Drop height	320mm
Spout length	185mm
Flow rate	9 lpm at 3 bar
Temperature limiter	Yes
Finish	Chrome-plated brass
Norms	ACS 
Warranty	
Repairability	



ADVANTAGES

-  Hygiene: smooth interior reduces bacteria
-  Hygiene: removable spout for internal cleaning
-  Flow rate limited to 9 lpm
-  Hygiene control lever requires no manual contact

