

SECURITHERM EP pressure-balancing basin mixer

Ref. 2446LEP

Wall-mounted mixer with swivelling spout L. 150, Hygiene lever L. 150












DESCRIPTION

SECURITHERM EP pressure-balancing basin mixer - Ref. 2446LEP

Wall-mounted SECURITHERM pressure balancing (EP) basin mixer. Wall-mounted mixer with flat, swivelling under spout L. 150mm with hygienic flow straightener suitable for fitting a BIOFIL terminal filter. Anti-scalding safety: HW flow is reduced if CW supply fails (and vice versa). Stable temperature regardless of pressure and flow rate variations in the system. Securitouch thermal insulation prevents burns. Ø 40mm pressure-balancing ceramic cartridge and pre-set maximum temperature limiter. Body and spout with smooth interiors and low water volume (reduces bacterial development). Flow rate regulated at 5 lpm. Chrome-plated brass body. Hygiene control lever L. 150mm. Mixer supplied with offset STOP/CHECK connectors M1/2" M3/4" suitable for use in hospitals. Recommended installation height: 110 - 200mm above the basin. Mechanical mixer ideal for healthcare facilities, retirement and care homes, hospitals and clinics. Mixer suitable for people with reduced mobility. Mixer with 30-year warranty.

TECHNICAL CHARACTERISTICS

SECURITHERM EP pressure-balancing basin mixer - Ref. 2446LEP

Connector	M1/2"
Technology	SECURITHERM EP mixer, Securitouch
Spout length	150mm
Flow rate	5 lpm
Temperature limiter	Yes
Finish	Chrome-plated brass
Norms	      
Warranty	
Repairability	

ADVANTAGES



EP: HW flow rate reduced if CW fails



Securitouch thermal insulation prevents burns



EP: prevention of pressure variations



Hygiene: smooth interior reduces bacteria

