

SECURITHERM EP pressure-balancing basin mixer

Ref. 2446EP

Wall-mounted mixer with swivelling spout L. 150mm, sculptured lever







DESCRIPTION

SECURITHERM EP pressure-balancing basin mixer - Ref. 2446EP







Wall-mounted SECURITHERM pressure balancing (EP) basin mixer. Wall-mounted mixer with flat, swivelling under spout L. 150mm with hygienic flow straightener suitable for fitting a BIOFIL terminal filter. Anti-scalding safety: HW flow rate is reduced if CW supply fails (and vice versa). Stable temperature regardless of pressure and flow rate variations in the system. Securitouch thermal insulation prevents burns. Ø 40mm pressure-balancing ceramic cartridge with pre-set maximum temperature limiter. Body and spout with smooth interior and low water volume (reduces bacterial development). Flow rate regulated at 5 lpm. Chrome-plated brass body. Sculptured control lever. Mixer supplied with offset STOP/CHECK connectors M1/2" M3/4" ideal for use in hospitals. Recommended installation height: 110 - 200mm above the basin surface. Mechanical mixer ideal for healthcare facilities, retirement and care homes, hospitals and clinics. Mixer suitable for people with reduced mobility. Mixer with 30-year warranty.

ADVANTAGES

-  EP: HW flow reduces if CW supply fails
-  Securitouch thermal insulation prevents burns
-  EP: prevention of pressure variations
-  Hygiene: smooth interior reduces bacteria

TECHNICAL CHARACTERISTICS

SECURITHERM EP pressure-balancing basin mixer - Ref. 2446EP

| | |
|---------------------|---|
| Connector | M1/2" |
| Technology | SECURITHERM EP mixer, Securitouch |
| Spout length | 150mm |
| Flow rate | 5 lpm |
| Temperature limiter | Yes |
| Finish | Chrome-plated brass |
| Norms |     |
| Warranty |  |
| Repairability |  |

