

## Tilting mirror with handle

Ref. 510202P

Bright chrome handle







### DESCRIPTION

**Tilting mirror with handle - Ref. 510202P**


Wall-mounted, tilting, rectangular mirror with handle making it easily adjustable for those sitting down or in a wheelchair.  
 For disabled washrooms or combined installation: can be used from a sitting position, for people with reduced mobility, or standing position.  
 Quick and easy installation - clip into place.  
 Anti-theft blocking.  
 Tilting mirror with bright chrome handle.  
 6mm thick safety glass mirror.  
 Mirror dimensions: 500 x 600mm.  
 Can be tilted up to 20°.  
 Tilting mirror with 30-year warranty.

### ADVANTAGES

-  Lever: tilts mirror from a seated position
-  Laminated safety mirror
-  Clip into place installation
-  Design

### TECHNICAL CHARACTERISTICS

**Tilting mirror with handle - Ref. 510202P**

Height	500mm
Depth	84mm
Width	600mm
Width to the wall	70mm and 20° tilt
Thickness	6mm
Finish	Bright chrome
Norms	
Warranty	