

SECURITHERM EP pressure-balancing shower mixer

Ref. 2739TEP

Wall-mounted single control mixer, solid lever







DESCRIPTION

SECURITHERM EP pressure-balancing shower mixer - Ref. 2739TEP





Wall-mounted single control mechanical shower mixer.
 Wall-mounted single control mixer with Securitouch thermal insulation to prevent burns.
 Ø 40mm pressure-balancing ceramic cartridge with pre-set maximum temperature limiter.
 Anti-scalding safety: HW flow is reduced if CW supply fails (and vice versa). Constant temperature regardless of variations in pressure and flow rate.
 Body with smooth interior and low water volume.
 Flow rate regulated at 9 lpm.
 Chrome-plated brass body and solid control lever.
 M1/2" shower outlet with integrated non-return valve.
 Mixer with offset STOP/CHECK wall connectors, M1/2" M3/4".
 Filters and non-return valves.
 Mechanical mixer with SECURITHERM pressure-balancing ideal for healthcare facilities, nursing homes, hospitals and clinics.
 Shower mixer suitable for people with reduced mobility.
 Mixer with 30-year warranty.

ADVANTAGES

-  HW flow rate reduced if CW fails
-  Pressure-balancing: reduces temperature variations
-  Hygiene: smooth interior reduces bacteria
-  Maximum hygiene: low water volume

TECHNICAL CHARACTERISTICS

SECURITHERM EP pressure-balancing shower mixer - Ref. 2739TEP

Connector	M1/2"
Technology	SECURITHERM EP mechanical mixer
Width	182mm
Flow rate	9 lpm
Temperature limiter	Yes
Finish	Chrome-plated brass
Norms	   
Warranty	