

# Twin hole pre-rinse set with mixer

Ref. 5680

Without bib tap

## DESCRIPTION

**Twin hole pre-rinse set with mixer - Ref. 5680**

Complete pre-rinse set without bib tap suitable for intensive use in professional kitchens.

Deck-mounted twin hole mixer with 150mm centres with:

- valve heads with reinforced mechanisms with ergonomic control levers.
- offset inlet connections with M1/2" tails.

Black hand spray with adjustable jet and 9 lpm flow rate at the outlet (ref. 433010).

Scale-resistant hand spray and shock-resistant tip.

Black reinforced, food-grade flexible hose L. 0.95m.

3/4" brass column.

Adjustable wall bracket.





Stainless steel spring guide.

30-year warranty.

These pre-rinse models can be installed close to the splashback.

## TECHNICAL CHARACTERISTICS

**Twin hole pre-rinse set with mixer - Ref. 5680**

Connector	M1/2"
Height	1110 - 1230mm
Drop height	345 - 585mm
Flow rate	9 lpm via the hand spray
Width to the wall	35 - 162mm
Finish	Chrome-plated brass
Norms	 ACS 
Warranty	
Repairability	



## ADVANTAGES



Anti-torsion rotating nut and PVC sheath



Comfort: ergonomic controls



Hygiene: PVC flexible, scale-resistant spray



Increased resistance: high quality flexible

