

Mechanical basin mixer

Ref. 2522T

Single hole mechanical mixer with swivelling spout H. 100mm L. 170mm







DESCRIPTION

Mechanical basin mixer - Ref. 2522T




Deck-mounted mechanical basin mixer.
 Single hole mechanical mixer with swivelling spout H. 100mm L. 170mm with hygienic flow straightener.
 Spout suitable for fitting a BIOFIL point-of-use filter.
 Ø 40mm classic ceramic cartridge with pre-set maximum temperature limiter.
 Body and spout with smooth interiors.
 Flow rate limited to 5 lpm at 3 bar.
 Solid control lever.
 PEX flexibles F3/8".
 Fixing reinforced by 2 stainless steel rods.
 Mechanical mixer ideal for healthcare facilities, retirement and care homes, hospitals and clinics.
 Suitable for people with reduced mobility.
 Mixer with 30-year warranty.

ADVANTAGES

-  Hygiene: smooth interior reduces bacteria
-  Pre-set maximum temperature limiter
-  Ergonomic: solid control lever for easy grip
-  User comfort: swivelling spout

TECHNICAL CHARACTERISTICS

Mechanical basin mixer - Ref. 2522T

Connector	F3/8"
Height	142mm
Drop height	100mm
Spout length	170mm
Flow rate	5 lpm at 3 bar
Temperature limiter	Yes
Finish	Chrome-plated brass
Norms	ACS  
Warranty	
Repairability	