

Free-standing eye wash station

Ref. 9201

Manual and pedal control



DESCRIPTION

Free-standing eye wash station - Ref. 9201

Free-standing eye wash station with manual and pedal control equipped with: Frost-free system as standard.

304 stainless steel basin Ø 250mm, green powder-coated finish.

2 eye wash spray heads fitted with protective caps in shock-resistant green ABS; will eject automatically when activated.

1/4-turn, nickel-plated brass valves open and close quickly.

30-year warranty.

Operation:

Water flow is activated by hand or foot control. The eye wash will continue to operate when the hand or foot control is released. To stop the flow, pull the hand control in the opposite direction and raise the pedal with your foot.

Flow rate 20 lpm at 3 bar dynamic pressure.

Aerators with stainless steel double filters.

Water supply F1".

Pipework made from galvanised steel, grey powder-coated finish.




Hand and foot controls in green powder-coated galvanised steel.

Fixed to the floor by a triangular brass plate (screws not included.)

Supplied with identification sign for first aid equipment: "Eye Wash".

TECHNICAL CHARACTERISTICS

Free-standing eye wash station - Ref. 9201

Height	1050mm
Depth	500mm
Flow rate	20 lpm at 3 bar dynamic pressure
Finish	Epoxy
Norms	  
Warranty	
Repairability	

ADVANTAGES



Frost-free system provided as standard



Gentle spray, quick and easy to activate



Maintenance without removing the equipment



Rapid flow rates for decontamination

