

## Deck-mounted single hole mixer - 45 lpm

Ref. G66453

Swivelling over spout L. 300mm H. 290mm






### DESCRIPTION

Deck-mounted single hole mixer - 45 lpm - Ref. G66453

Deck-mounted single hole mixer for professional kitchens.  
 Mixer for plunge sinks with swivelling, tubular spout H. 290mm L. 300mm.  
 Star-shaped flow straightener.  
 Water-free valve heads with control knobs.  
 Flow rate 45 lpm at 3 bar.  
 Spout with smooth interior.  
 Chrome-plated brass body and spout.  
 F3/8" PEX flexibles.  
 Suitable for intensive use in professional kitchens.  
 30-year warranty.

### TECHNICAL CHARACTERISTICS

Deck-mounted single hole mixer - 45 lpm - Ref. G66453

Connector	F3/8"
Height	370mm
Drop height	290mm
Spout length	300mm
Flow rate	45 lpm
Finish	Chrome-plated brass
Norms	ACS   
Warranty	
Repairability	



### ADVANTAGES



Rapid fill: flow rate 45 lpm at 3 bar



Brass body and spout suitable for intensive use



Maximum hygiene: spout with smooth interior



Increased resistance: reinforced fixing

