

Deck-mounted single hole mixer - 45 lpm

Ref. 5640T2

Swivelling over spout L. 200mm H. 195mm

DESCRIPTION

Deck-mounted single hole mixer - 45 lpm - Ref. 5640T2

Deck-mounted single hole mixer with swivelling, tubular spout Ø 22mm H. 195mm L. 200mm.

Star-shaped flow straightener.

Water-free, guided valve heads with reinforced mechanisms.

Shock-resistant, ergonomic ball levers.

Flow rate 45 lpm at 3 bar.

Full flow rate achieved within first 90°.

Spout with smooth interior.

Chrome-plated brass body and spout.





Reinforced fixing via two stainless steel rods.

F3/8" PEX flexibles.

30-year warranty.

TECHNICAL CHARACTERISTICS

Deck-mounted single hole mixer - 45 lpm - Ref. 5640T2

| | |
|---------------|---|
| Connector | F3/8" |
| Height | 270mm |
| Drop height | 195mm |
| Spout length | 200mm |
| Flow rate | 45 lpm |
| Finish | Chrome-plated brass |
| Norms | ACS   |
| Warranty |  |
| Repairability |  |



ADVANTAGES



Rapid fill: flow rate 45 lpm



Shockproof control levers withstand intensive use



Chromed brass body and spout, reinforced fixings



Spout with smooth interior

