

Swivelling, tubular spout

Ref. 1306T1

Spout H. 140mm L. 150mm







DESCRIPTION

Swivelling, tubular spout - Ref. 1306T1



Swivelling, tubular spout, Ø 22mm, on a M1/2" base.
 Chrome-plated brass spout H. 140mm L. 150mm.
 Smooth interior reduces bacterial development.
 Suitable for fitting a terminal filter.
 Scale-resistant flow straightener regulated at 3 lpm at 3 bar.
 30-year warranty.

ADVANTAGES

-  Hygiene: smooth interior reduces bacteria
-  Water savings: flow rate regulated at 3 lpm
-  Increased resistance: chrome-plated brass spout
-  Hygiene: scale-resistant flow straightener

TECHNICAL CHARACTERISTICS

Swivelling, tubular spout - Ref. 1306T1

Connector	M1/2"
Height	220mm
Drop height	140mm
Spout length	150mm
Flow rate	3 lpm
Finish	Chrome-plated brass
Norms	ACS 
Warranty	
Repairability	