

## Pre-rinse set with mixer

Ref. 5632

With bib tap and swivelling telescopic spout

### DESCRIPTION

Pre-rinse set with mixer - Ref. 5632

Complete pre-rinse set with bib tap suitable for intensive use in professional kitchens.

Deck-mounted single hole mixer with:

- valve heads with reinforced mechanisms and ergonomic control levers.

- F3/8" flexibles and non-return valves.

- reinforced fixing via 2 threaded rods with back-nuts.

Bib tap with swivelling, tubular spout L. 200mm.

- 20 lpm full flow rate achieved within the first 90°.

- valve head with reinforced mechanism and ergonomic control lever.

Black hand spray with adjustable jet and 9 lpm flow rate at the outlet (ref. 433010).

Scale-resistant hand spray with shock-resistant tip.

Black, reinforced, food-grade flexible hose L. 0.95m.

3/4" brass column.





Adjustable wall bracket.

Stainless steel spring guide.

30-year warranty.

### TECHNICAL CHARACTERISTICS

Pre-rinse set with mixer - Ref. 5632

Connector	F3/8"
Height	1080 - 1200mm
Drop height	315 - 555mm
Flow rate	20 lpm with the bib tap; 9 lpm via the hand spray
Width to the wall	35 - 162mm
Finish	Chrome-plated brass
Norms	ACS  
Warranty	
Repairability	



### ADVANTAGES



Rapid fill: full flow rate within 90°



Anti-torsion rotating nut and PVC sheath



Comfort: ergonomic controls, swivelling spout



Hygiene: PVC flexible, scale-resistant spray

