

ROUND shower head

Ref. 709000

Scale-resistant



DESCRIPTION

ROUND shower head - Ref. 709000





Fixed shower head:
 Recessed inlet installation.
 Flow rate 6 lpm at 3 bar.
 Automatic flow rate regulation.
 Scale-resistant and ligature-resistant with adjustable nozzle.
 Chrome-plated solid brass.
 Fixed with concealed blocking screw.
 Systematically drains after use (no water retention or impurity deposits).
 Inlet M $\frac{1}{2}$ ".
 30-year warranty.

TECHNICAL CHARACTERISTICS

ROUND shower head - Ref. 709000

| | |
|---------------|---|
| Connector | $\frac{1}{2}$ " |
| Height | 61mm |
| Depth | 35mm |
| Flow rate | 6 lpm |
| Norms | ACS    |
| Warranty |  |
| Repairability |  |

ADVANTAGES

-  80% water savings
-  Scale-resistant nozzle, no water retention
-  Adjustable conical spray
-  Chrome-plated brass, ligature-resistant nozzle

