

## BINOPTIC electronic tap

Ref. 379D13

Mains supply







### DESCRIPTION

**BINOPTIC electronic tap - Ref. 379D13**








Cross wall electronic basin mixer:  
 Independent IP65 electronic control unit.  
 230/12V mains supply with transformer.  
 Flow rate pre-set at 3 lpm at 3 bar, can be adjusted from 1.4 to 6 lpm.  
 Scale-resistant flow straightener.  
 Adjustable duty flush (pre-set flush ~60 seconds every 24 hours after last use).  
 Active, infrared presence detection, sensor at the end of the spout optimises detection.  
 Filters and solenoid valves M3/8".  
 Chrome-plated brass body.  
 Chrome-plated spout L.135mm for cross wall installation ≤ 190 mm.  
 Cable for sensor, L. 1.20mm, flexibles and mounting all pass through the same hole.  
 Anti-blocking security.  
 Spout with smooth interior and low volume of water (reduces niches where bacteria can develop).  
 Suitable for people with reduced mobility.  
 30-year warranty.

### ADVANTAGES

-  Exceptional water savings: 90%
-  Hygiene: no manual contact
-  LED diagnostic aids
-  Independent IP65 electronic unit

### TECHNICAL CHARACTERISTICS

**BINOPTIC electronic tap - Ref. 379D13**

Supply	230/12V mains supply
Connector	M3/8"
Technology	Electronic
Spout length	135mm
Flow rate	3 lpm
Norms	     
Warranty	
Repairability	